


PC 3700 Power Amplifier

Features



- LCD display, clear status indication
- 1500W & 100V, 70V Rated power output and 4 Ohms rated impedance outputs (balanced, no ground)
- XLR socket and 6.3mm jack for additional mixer or amplifier link
- Output short circuit protection & alarm
- Provide data communication with Pc10 series rack system
- Remote control through management software
- Series amplifier of high output power available
- Short-circuit, over-current, over-load, over-heat warning and protection. distortion indication

Description

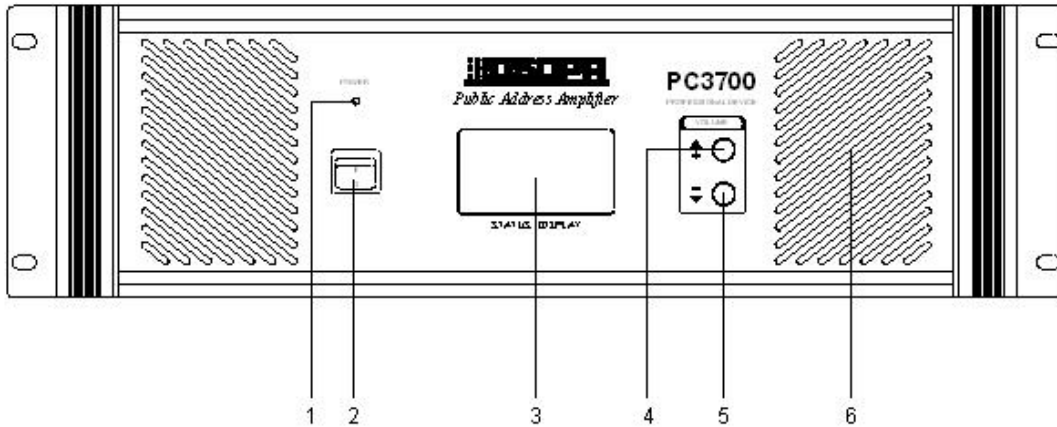
This amplifier are designed for commercial and industrial public address applications. Rack mount design in 2U type and rated power is 1500W.

Both balanced and unbalanced line inputs for each channel make it selectable for installer, balanced line output feeds to another power amplifier as well as secures the signal transmission is less noise and longer distance. 70V, 100V and 4 Ohm speaker outputs are convenient for installation when selection different speaker matching. A master volume control is included. Complete protection includes clip, short circuit, high temp and overload. Indications for power, signal, clip, protection and temp.

Specification

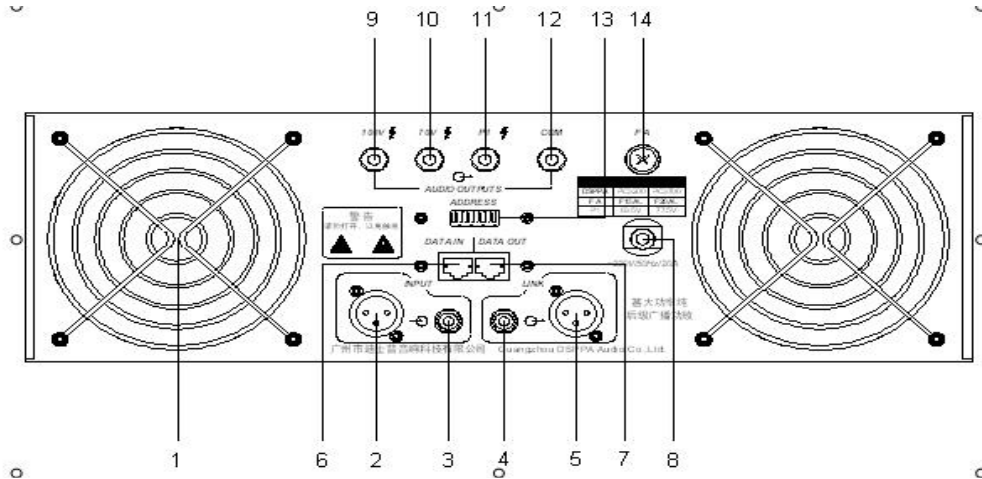
Model	PC3700
Rated power	1500W
Rated output voltage	70V/100V/4-16 ohm
Input sensitivity	0dB
S/N Ratio	> 85dB
THD into 4Ω/1kHz	<0.3%
Frequency response	100Hz ~20kHz (±3dB)
Indicators	Power,clip,signal,Prot,and TEMP
Protection	Power turn on/turn off,Overheating,DC voltage&Short Circuit
Power requirement	DC24V/ AC220~240V / 50~60Hz
Unit Size (mm)	(L×W×H) 500×430x132
Net weight	36.3Kg
Gross weight	39.3Kg

Front Panel



- | | |
|---|------------------------------|
| 1. Power Indicator Light
Light will Turn On When Press Power Switch) | 4. Volume Control (Add) |
| 2. Power Switch | 5. Volume Control (Decrease) |
| 3. LCD Display | 6. Unit's Fan Intake Window |

Real Panel



- | | |
|---------------------------------|------------------------------|
| 1. Fan Exhaust Window | 8. AC Power Cord |
| 2. XLR Input Socket | 9. 100V Output (PC4200:200V) |
| 3. 6.35mm Input Socket | 10. 70V Output (PC4200:100V) |
| 4. 6.35mm Link Socket | 11. 4-16Ω Input Terminal |
| 5. XLR link Socket | 12. Com Output Terminal |
| 6. Remote Control Input Socket | 13. Address Switch |
| 7. Remote Control Output Socket | 14. AC Power Fuse |